



SAFE BUILDINGS OTTAWA






Safe Buildings, also referred to as Reception Centres are facilities / locations set up by local Emergency Support Services, in cooperation with the local authority to provide temporary support and safe gathering places for residents who are displaced / required to evacuate their homes as a result of being impacted by a disaster. They provide short-term services for individuals and families affected by disasters, for example information about the disaster, basic needs, and help plan their recovery and next steps following a disaster.

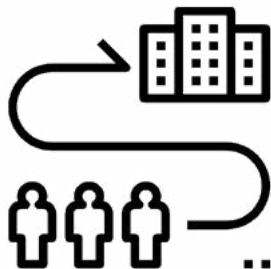
OTTAWA

Reception Centres for the City of Ottawa are not publicly listed ahead of time. Facilities / locations are determined based on the assessment, to meet the needs of the people impacted by the disaster and communicated at that time through the Emergency Information Officer. Locations to be broadcast on local emergency radio and TV stations should an emergency situation occur. The city officials would communicate the facilities identified and opened to receive impacted persons.

[Click here for Ottawa's Municipal Emergency Plan](#)

Follow the City of Ottawa on social media for updates:

-  Facebook
-  YouTube
-  Twitter
-  Instagram
-  RSS Feeds









KINGSTON

Reception Centres for the City of Kingston are not publicly listed ahead of time.

There is a pre-identified location that is standardly used (City facility), otherwise it would be based on the location of the disaster itself and where the Reception Centre would be setup. The facilities / location(s) are identified and communicated once a disaster unfolds.

[Click here for the City of Kingston's Emergency Response Plan](#)

Follow the City of Kingston on social media for updates:

-  Facebook
-  YouTube
-  Newsletter
-  Twitter
-  Instagram
-  City News

TO LEARN MORE

about **Focus Humanitarian Assistance**, please visit: www.focus-canada.org or contact us at:

Tel: +1 800 423 7972 / +1 416 423 7988

Email: focus.canada@focusha.org

EVACUATION TIPS:

1. Be patient and remain calm
2. Tune into your local radio station or news channel to find out when and where Safe Buildings have opened
3. Take note of disaster response routes designated for use by emergency personnel - the public will not be allowed to travel on these during a disaster
4. Research travel options to Safe Buildings - shortest distance to safety
5. Incorporate closest pre-determined Safe Buildings into your Family Emergency / Evacuation Plan. Identify primary evacuation routes from multiple locations (i.e., offices, home, schools)

ACT NOW!

- [Know the risks in your city](#)
- [Make a Family Emergency Plan](#)
- [Get an Emergency Preparedness Kit](#)
- Learn about your Municipality's Emergency Management Plans to protect yourselves and your families in the event of a disaster
- Stay informed - download smartphone apps (i.e., [Quakefeed App](#), [Be Ready App](#))
- Ensure property insurance coverage is up to date
- [Secure heavy items and hanging objects](#)
- [Practice "Drop, Cover, and Hold on!"](#)